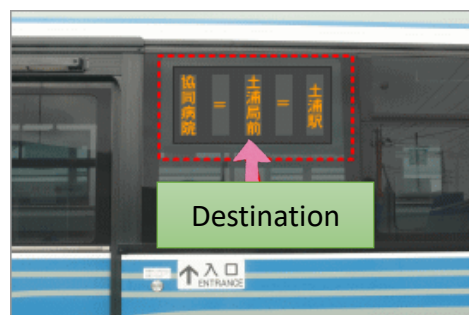
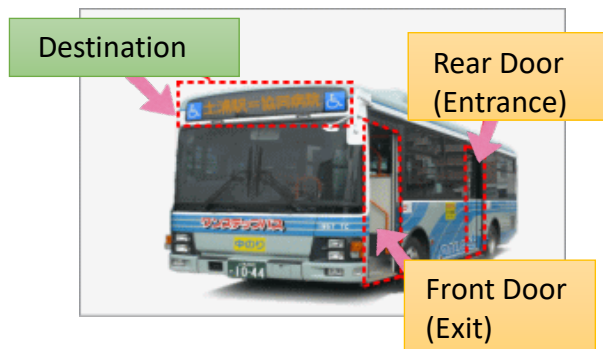


# Appendix 4

## How to Use Bus in Tsukuba つくばでのバスの乗り方

① Check the destination before you get on the bus.  
You can see it on the front screen and the side screen.

② Get on the bus from the Rear Door(Entrance).



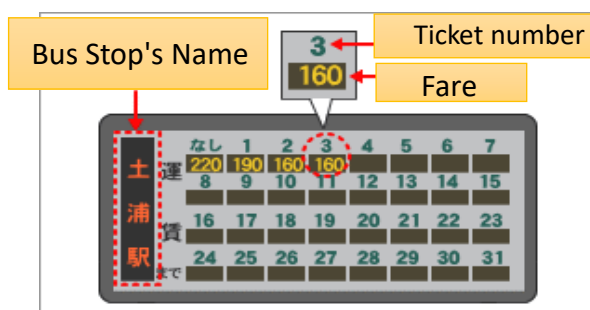
③ Take the ticket OR touch the card reader with your IC card.



④ Press the button after the announcement of the stop which you want to get off.



⑤ Check your ticket number, and see the fare in the front screen.



⑥ When you pay by cash, drop the ticket and coins in the box.  
If you need the change, use the change machine. (It's only for coins and 1,000yen bill.)  
When you pay by IC card, touch the card reader again with your IC card.

