

Pre-Departure Information

Things to know before coming to Japan as an exchange student



2020 Spring

Table of Contents

1. Student Classification and College Affiliation	p.1
2. Visa and Immigration Information	p.3
3. Airport Transportation (Enrollment in April)	p.4
4. Airport Transportation (Enrollment in and after May)	p.5
5. On-Campus Housing	p.6
6. Off-Campus Housing	p.6
7. Orientation Program	p.7
8. Student Advising and Tutors	p.8
9. Health Concerns and Health Insurance	p.8
10. Information for Scholarship Recipients	p.9
11. Reminders	p.10
12. Contact Information.....	p.10

Appendix 1-4

Congratulations on your acceptance to the University of Tsukuba as an exchange student. We are delighted that you have chosen the University of Tsukuba as a destination for your study or research, and we hope that you will have a rewarding and enjoyable time in Japan. You will be joining Tsukuba's community of over 10,000 undergraduates, 6,800 graduates, and 4,400 teaching, research, and administrative staff, of whom more than 2,000 are international students from over 100 countries and regions around the world.

You are now ready to start preparations to come to Tsukuba. The Division of Student Exchange has prepared this brochure to inform you of various conditions and procedures for studying in Japan, as well as information concerning the University of Tsukuba and the orientation that will take place when you arrive in Japan. **We kindly ask you to take time to read this document carefully and thoroughly as you start your preparations.**

1. Student Classification and College Affiliation

Student Classification and Tuition Payment



International students at Tsukuba are classified into two types, depending on their goals and interests. Your status will be one of the following:

- Exchange Student (*Tokubetsu Choko-gakusei*)
- Exchange Research Student (*Tokubetsu Kenkyu-gakusei*)

The two types differ in the ability to earn credits and the amount of tuition fees that must be paid; therefore, we strongly recommend that you familiarize yourself with the differences accordingly. Please note the below-mentioned tuition payment information does not apply to those students who will receive a tuition waiver.

Please note that you are unable to change your status after your application has been submitted.

(1) Exchange Students (*Tokubetsu Choko-gakusei*) are undergraduate or graduate students who attend courses at the University of Tsukuba and whose admission is granted after consultation between representatives from both universities. Credits may be earned if students pass their examinations. Credit transfer is available depending upon the system of the home university. **Students should check with the international office at their home university to see if the credits received at Tsukuba can be transferred.**

The tuition fees for exchange students are 14,800 yen per credit. The amount that you pay will depend on the total number of credits you register for at the University of Tsukuba. The tuition fees must be paid at the beginning of each semester at a bank or post office, using a payment slip.

Here is an example of calculating tuition fees:
An Exchange Student taking four 2-credit courses:
 $4 \text{ courses} \times 2 \text{ credits} \times 14,800 \text{ yen} = 118,400 \text{ yen}$

(2) Exchange Research Students (*Tokubetsu Kenkyu-gakusei*) are graduate students who conduct research under the guidance of an academic advisor at the University of Tsukuba and whose admission is granted after consultation between representatives from both universities. They refer to students who focus on research and, thus, are not obligated to attend courses, which makes the transfer of credits not possible. However, they may audit some courses if they receive consent from the course lecturers.

The tuition fees for exchange research students are 29,700 yen per month and it is calculated on a monthly basis, depending on the number of months the student will be conducting research at the University of Tsukuba. The tuition fees must be paid at a bank or post office, using a payment slip.

Here is an example of calculating tuition fees:

*An Exchange Research Student staying for 12 months:
Monthly tuition 29,700 yen x 12 months = 356,400 yen*

Tuition Waiver

If you are from an institution with which the University of Tsukuba has signed a reciprocal tuition waiver agreement, your tuition will be waived.

Number of students will be in accordance with the valid agreement.

Academic Calendar

Due to the semester system, classes at the University of Tsukuba are offered in two terms.

- Spring semester: April 1 to September 30
(Summer recess begins from late July.)
- Fall semester: October 1 to March 31
(Spring recess begins from mid-February.)

College Affiliation

As to your college affiliation within the University of Tsukuba, the Division of Student Exchange makes every possible effort to match your college here with your department at your home university. However, this is not always possible due to the limited resources of our colleges.

Please remember that even if your college here differs from your department at your home university, it is NOT as serious as you may think. Although there may be a few exceptions (School of Health and Physical Education, School of Art and Design, School of Medicine and Medical Sciences), you can enroll in any courses that you are interested in, regardless of your college affiliation.

3. Airport Transportation (Enrollment in April)



Arrival dates: April 1st (WED) and 2nd (THU)

Please fly into the international airports, Narita, Haneda, or Ibaraki Airport on one of the above days. Regardless of which airport you fly into, we strongly advise you to arrive at the Student Residence Hall on our campus **by 7:00pm** on your arrival day. **Please inform your tutor of your arrival BEFORE you depart from the airport.**

You can use the route bus at the Tsukuba Center to go to the Student Residence Hall (See Appendix 3 and 4). Please check the timetable in advance.

NARITA AIRPORT

After arriving at the airport, please make sure to visit the Meeting Service Counter (See Appendix 1) and inform your arrival to the staff at the counter. Since you can use Wi-Fi for free at the airport, we recommend you to tell your tutor when you arrive at the airport, and before you take a transportation to Tsukuba.

There will be many students arriving at NARITA on April 1st and 2nd. We are planning to provide free buses from Narita airport to Ichinoya Student Residence Hall as a special measure. About the details of timetable and conditions will be announced around the middle of March.
(We are NOT planning to provide free buses from Haneda, and Ibaraki.)

HANEDA AIRPORT

After arriving at the airport, please make sure to find an agent at the arrival gate (See Appendix 2). Since you can use Wi-Fi for free at the airport, we recommend you to tell your tutor about your arrival. The travel time from the airport to Tsukuba Center is about two hours. The bus schedule can be found at:

<http://hnd-bus.com/route/tsukubacenter.html>

IBARAKI AIRPORT

If you fly into Ibaraki Airport, the easiest way to get to Tsukuba is to take a shuttle bus for Tsukuba Center which will depart from the airport at 11:00am. The schedules of other shuttle buses and trains can be found at:

<http://www.ibaraki-airport.net/access/bus/tsukuba.html>



- If you have any trouble at an airport or elsewhere, please call us immediately. [PHONE: 029-853-6089 or 029-853-6090]
- You are advised to carry a small amount of Japanese money with you as you may need to use a pay phone or purchase a bus ticket at the airport.

• Be sure to arrive at the Student Residence Hall between 9:00am and 7:00pm!!

If you arrive at the University of Tsukuba after 7:00pm on those days, you will need to find an accommodation for the night BY YOURSELF, and you must let us know where you will stay in advance. You must then come to the Student Residence Hall on the next day.

4. Airport Transportation (Enrollment in and after May)

You can fly into one of the three international airports closest to Tsukuba, Narita, Haneda, or Ibaraki Airport, from your country.

Please inform your tutor of your arrival before you depart from the airport.

You can use the route bus at the Tsukuba Center to go to the Student Residence Hall (See Appendix 3 and 4). Please check the timetable in advance, and arrive at the Student Residence Hall **by 5:00pm.**

NARITA AIRPORT

The travel time from the airport to Tsukuba Center is about one hour. The bus schedule can be found at:

http://pfwww.kek.jp/users_info/access/busnrte.html

HANEDA AIRPORT

The travel time from the airport to Tsukuba Center is about two hours. The bus schedule can be found at:

<http://hnd-bus.com/route/tsukubacenter.html>

IBARAKI AIRPORT

If you fly into Ibaraki Airport, the easiest way to get to Tsukuba is to take a shuttle bus for Tsukuba Center which will depart from the airport at 11:00am. The schedules of other shuttle buses and trains can be found at:

<http://www.ibaraki-airport.net/access/bus/tsukuba.html>




- If you have any trouble at an airport or elsewhere, please call us immediately. [PHONE: 029-853-6089 or 029-853-6090] (weekday only)
- You are advised to carry a small amount of Japanese money with you as you may need to use a pay phone or purchase a bus ticket at the airport.

• **Be sure to arrive at the Student Residence Hall between 9:00am and 5:00pm!!**

Please note that if you arrive at the University of Tsukuba after 5:00pm, you may not get as much support when moving in.

If you arrive at the University of Tsukuba after 5:00pm, you will need to find an accommodation for the night BY YOURSELF, and you must let us know where you will stay in advance. You must then come to the Student Residence Hall on the next day.

5. On-Campus Housing



On-Campus Housing

We will make every possible effort to have a room for every incoming student in one of the Student Residence Halls to provide a pleasant and comfortable living environment for newly arrived international students.

The monthly rent is between 23,800 yen and 44,000 yen, depending on the room type (meals are NOT included). The rate is subject to change without prior notice. Please note that when you move into a Student Residence Hall, you will need to pay a deposit of 30,000 yen plus one - two months of rent.

It is highly recommended to bring enough cash (Japanese Yen) to settle this payment.

Please complete the necessary procedures to have the monthly rent be automatically withdrawn from your bank account. These instructions will be provided by the residence office when you first move in.

If you leave a Student Residence Hall within 6 months of stay, and will not open a Japanese bank account, you can pay by credit card (VISA or MASTER.) However, there's a possibility that the card doesn't work, so we recommend you to have enough cash when you start living.



If you ask your parents or friends to send you your luggage, it should arrive after you move into the Student Residence Hall.

Please try not to bring a lot of hand luggage. Because there are no elevators in the Student Residence Hall, it will be difficult to carry it to your room.

You can move into the Student Residence Hall from: **April 1st (WED) 2020**

For students who are enrolled in any month other than April, you can move into the Student Residence Hall from the day your enrollment starts.

IMPORTANT

You are not allowed to move into the Student Residence Hall before the above date. If you arrive earlier than this day, you will have to stay at a hotel or other type of accommodation at your own expense.

All students have to leave the Student Residence Hall by the day your enrollment ends.

6. Off-Campus Housing

When you rent an apartment, you must have a joint guarantor, pay for fire insurance and other fees related to them. Ask the real estate agency for any details on the matter.

Joint Guarantor: In Japan, if you wish to move into a privately owned apartment, you must have a joint guarantor. Usually a family member will be the guarantor. However, if you cannot find one, you can pay a guarantee charge to a guarantee company that has partnership with the real estate agency.

Fire Insurance: This covers household property damages by fire, lightning, water, leakage, etc. You are required to arrange fire insurance with "personal liability insurance" which covers unexpected damages.

7. Orientation Program

Arrival Orientation

There are no entrance procedures for exchange students. Instead of that, attendance to the arrival orientation is mandatory for all incoming students.

Arrival Orientation Enrollment in April 2020: April 3rd (Friday)
We will give you many important documents (Including your Student ID card).

The arrival orientation will cover:

- Immigration matters
- Health Insurance
- Life in Japan and Tsukuba, etc.
- JASSO Scholarship
- Opening a bank account (mainly for JASSO scholars)



For students who are enrolled in any month other than April, Arrival Orientation date will be announced by e-mail. (Usually, it will be the next weekday of your arrival date.)

College Orientation

There is also a college orientation concerning registration procedures for courses/research topics, payment of tuition, etc. Since this orientation is very important, please make sure that you attend with your tutor. Detailed information regarding the time and venue will be announced at the arrival orientation.

Before registration, Exchange Students are advised to consult your academic advisors at the University of Tsukuba about the courses they will take; Exchange Research Students need to discuss your research topics with your advisors as well.

For students who are enrolled in any month other than October, if you are not informed the specific date from the academic service office, please visit there as soon as your arrival orientation is done.

Library Orientation

You are encouraged to attend the library orientation to learn how to use the university library system for your studies or research.

Placement Test for Japanese Language Courses

The Center for Education of Global Communication (CEGLOC) offers Japanese Language Courses for international students. To enroll in these courses, you must take a placement test before coming to Japan. **Please note that if you fail to take a placement test, you may not be able to enroll in Japanese language courses.**



Taking the Placement Test

Please visit the official website for Japanese Language Courses, and take the test according to the instructions about 1-2 months before the class starts.

<http://www.cegloc.tsukuba.ac.jp/page/page000604.html>



8. Student Advising and Tutors



Advisory Service

The Global Commons offers advisory services for students who are confronted with problems concerning academic matters, daily life, financial matters, etc.

<http://www.global.tsukuba.ac.jp/isc/activities/advisory-section>

Academic Advisor

A faculty member will be appointed to each student as an academic advisor. You should contact them soon after your arrival.

Tutor

A regular degree student will be assigned as a tutor. Their tasks vary according to your needs, but mainly, they are expected to help you with various paperwork after your arrival, settling in a new study environment, and supporting you so that you have a productive student life throughout your time in Tsukuba.

9. Health Concerns and Health Insurance



Medical Certificate

When you are from overseas, seeing a doctor can be difficult without a medical certificate, especially if you have a severe or chronic illness. **It is the student's responsibility to prepare and bring medical certificates in English or any important information related to your health.**

Vaccinations

We also strongly recommend that you get vaccinated for **tuberculosis, whooping cough, tetanus, measles, rubella, and diphtheria before you come to Japan**, if you have not been vaccinated yet.

National Health Insurance

All international students are required to join the National Health Insurance (NHI) program. If you are enrolled in this program, 70 percent of your incurred medical costs will be covered. The premium is approximately 20,000 yen for one year. You can apply for this program when you do your foreigner registration procedures at the City Hall.

Personal Accident Insurance for Students Pursuing Education and Research Activities

We require all international students to enroll in this insurance (called Gakkensai) so that you can engage in educational research, as well as extra-curricular activities. This insurance covers accidents that may occur during the following: On-campus (excluding Student Residence Hall) activities, and off-campus extracurricular activities that are registered at the university. The premium is approximately 1,000~2,000yen for a year.

Comprehensive Insurance for Students Lives Coupled with “Gakkensai” For International Students

This insurance is option plan for those who already enroll Gakkensai. We strongly recommend students for more extended coverage. This insurance covers “Indemnity Liability”, “Injury, illness”, “Rescuer expenses”, “Death, residual disability.” The premium changes by the insurance period. You can see more details in the documents of orientation package.

Student Health Center

All registered students are eligible to receive professional counseling at the Student Health Center on campus. Services include free health checkup and charged medical consultation.

IMPORTANT

The National Health Insurance plan only partially covers medical expenses incurred in Japan. Therefore, we strongly advise all international students to purchase insurance in your home country before your departure.

For details on insurance policies, please consult the exchange programs advisor of your home university or your health insurance agent.

10. Information for Scholarship Recipients

JASSO Scholarship

The Japan Student Services Organization (JASSO) provides qualified international students with scholarships. As for information about the results, please see “Exchange Student Status Information” which we send you with CoE and a letter of acceptance.

a) Monthly Stipend

The monthly stipend is 80,000 yen. **Please note that the monthly stipend for the first month of the semester will be paid one month late**, because accounting procedures at the beginning of the semester take a lot of time.

Even if you are selected as a scholarship recipient, you will need to prepare enough money to cover your living expenses for a while.

*You may lose your eligibility for being a scholarship recipient and the stipend must be returned to JASSO should any of the following occur:

- If a student is no longer meets the conditions of the scholarship.
- If a student cannot sign to prove their enrollment at the university every month.

b) Questionnaire/Credit Transfer Report for JASSO

All JASSO recipients are requested to submit followings.

- Questionnaire (before your departure from Tsukuba)
- Credit Transfer Report (after the completion of credit transfer in your home university)

Details will be notified again after you come to Tsukuba.



11. Reminders

- (1) Please check to see if your passport is valid, and that there are more than 6 months left in the effective period when you enter Japan.
- (2) Please apply for your "**Student visa.**"
- (3) If any of your information (e-mail address, home address, etc.) changes, you must let us know as soon as possible so as not to miss any important information from us.
- (4) You must have adequate financial resources to cover your tuition, rent, premiums for health insurance, and other expenses.
- (5) You are also advised to bring photos of yourself (40 mm long 30 mm wide) with you, as you may need them for various documents in Japan. The photographs must meet the following requirements:
 - High-resolution color or black and white photos.
 - Full face view with your head and shoulders at the center of the photo.
 - Taken on a white background and printed on photo paper.
(Photocopied, scanned, or digitally altered photographs will not be accepted.)
- (6) When using the university information systems, please follow the guidelines on "Safe and Secure Use of the Information Systems."
Also, for security reasons, if you are going to use your personal computers brought in from your home countries, make sure that the operating systems (OS) installed, whether for Windows, Mac, etc., are copyrighted or legal. Please refrain from using illegal OS and software.

12. Contact Information

Division of Student Exchange
University of Tsukuba
1-1-1 Tennodai
Tsukuba, Ibaraki
305-8577 Japan

E-mail: isc-short-term@un.tsukuba.ac.jp
Phone: +81-29-853-6089 or +81-29-853-6090
Fax : +81-29-853-6204

Be sure to write a proper title,
your name, and home university in the text.



We look forward to having you soon in Tsukuba!!



UNIVERSITY OF TSUKUBA

Division of Student Exchange

Appendix 1

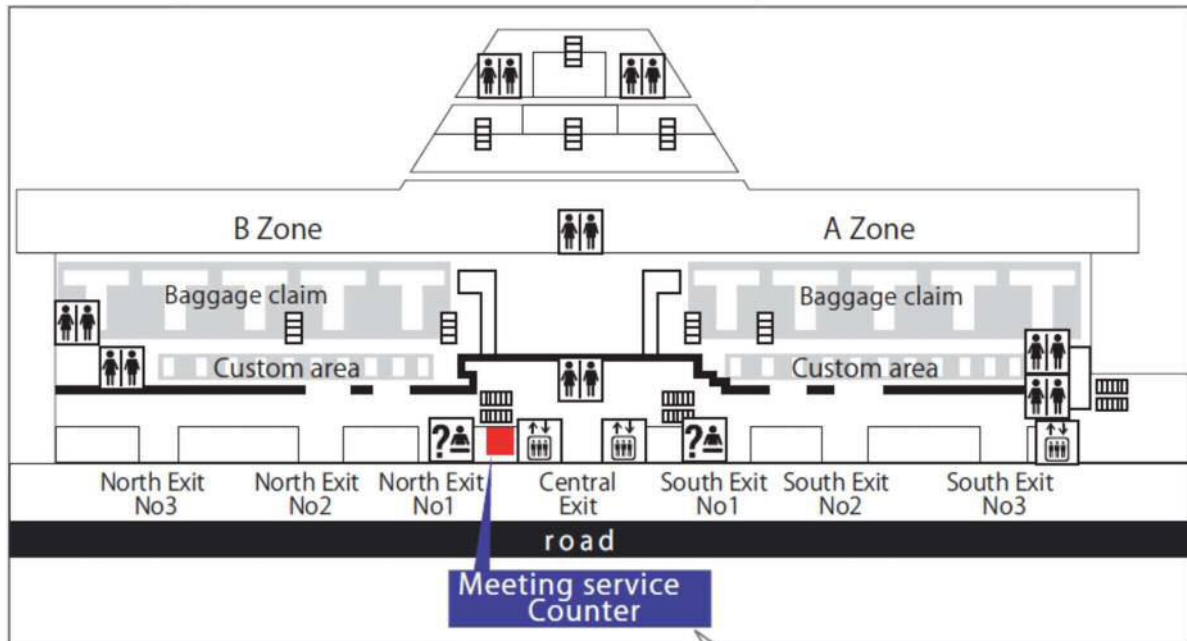
(For the person who arrives at NARITA airport on April 1st and 2nd)

Meeting Counter

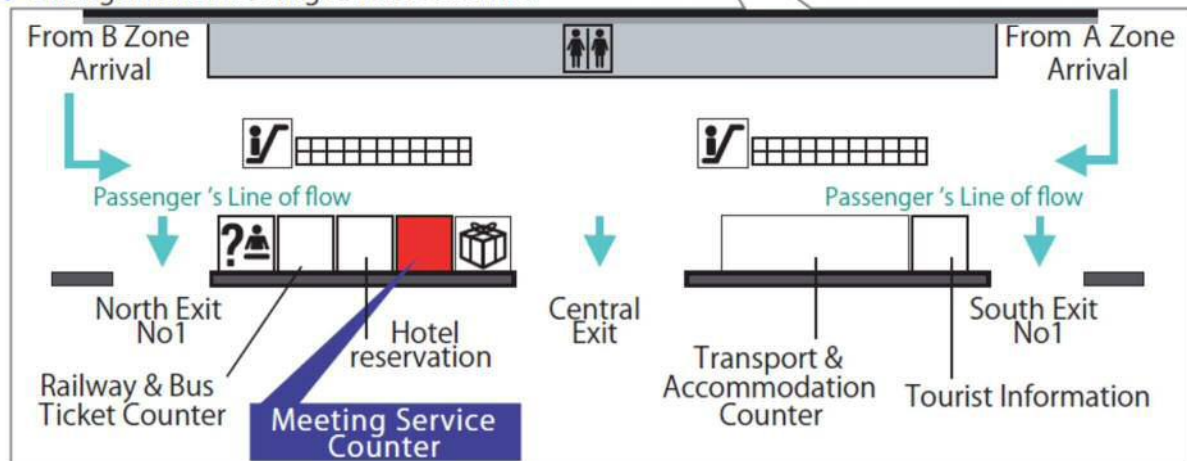
Narita Airport Terminal 2 1st Floor Arrival Lobby

Our staff will be waiting for you at the Airserve counter indicated by a red square on the map below, holding the following signboard The University of Tsukuba

• Narita Airport Terminal 2 1st Floor Arrival Lobby

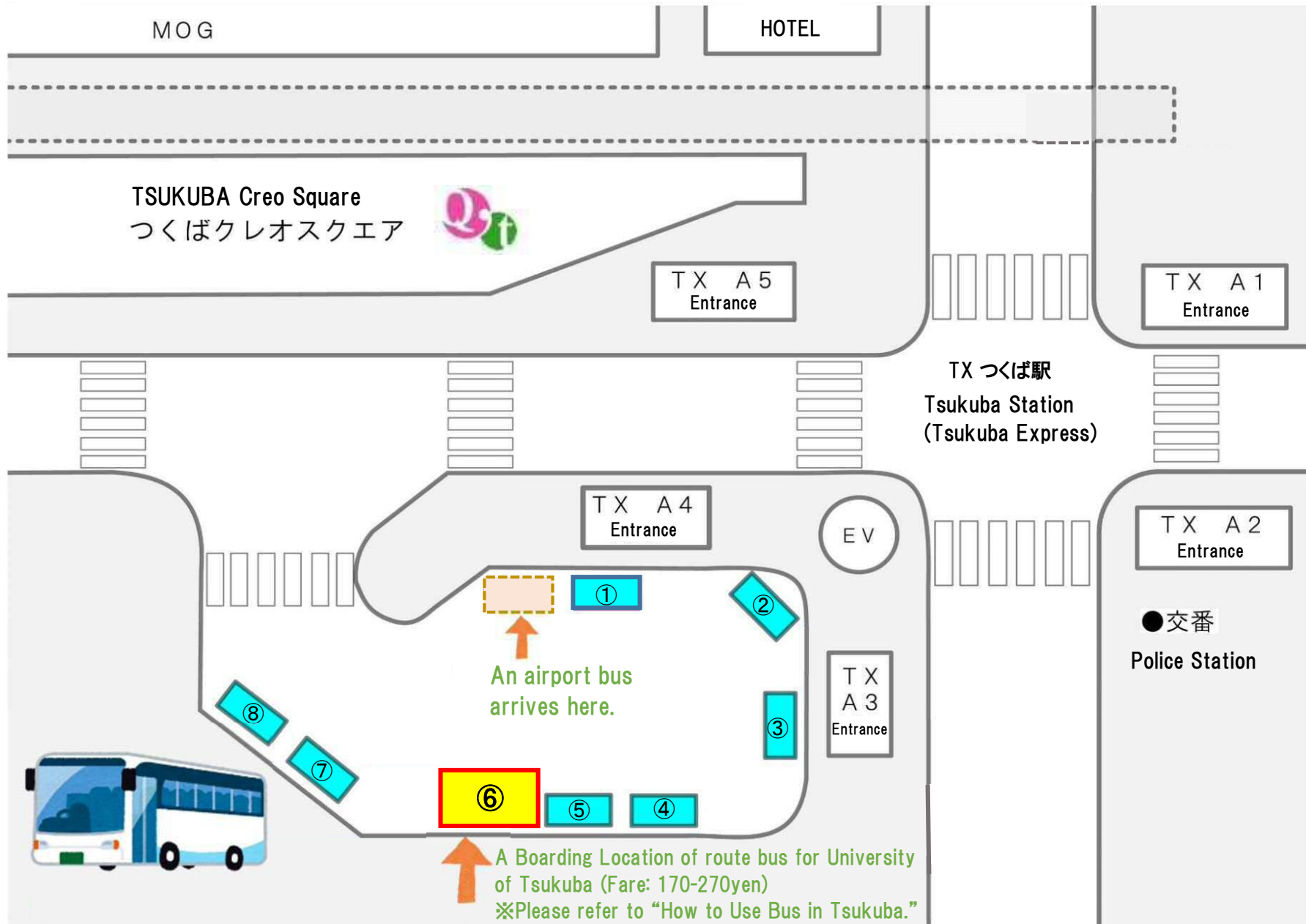


• Enlargement: Meeting Service Counter



This service is performed by Airserve Company, Ltd.
Our Narita Airport office phone number is 0476-34-8839.

Appendix 3 Tsukuba Center Bus Terminal

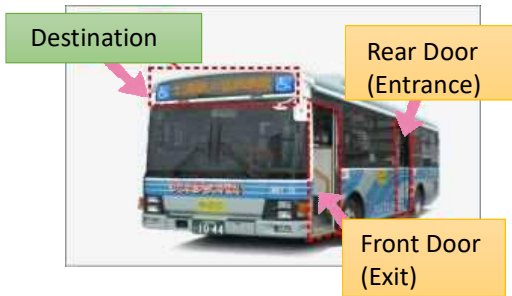


Appendix 4 (English)

How to Use Bus in Tsukuba

① Check the destination before you get on the bus.
You can see it on the front screen and the side screen.

② Get on the bus from the Rear Door(Entrance).



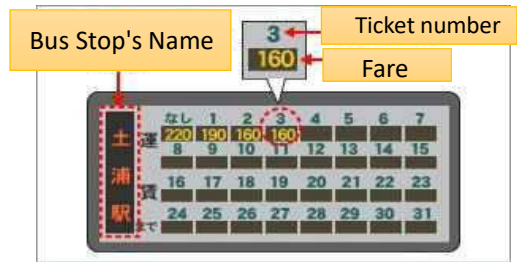
③ Take the ticket OR touch the card reader with your IC card.



④ Press the button after the announcement of the stop which you want to get off.



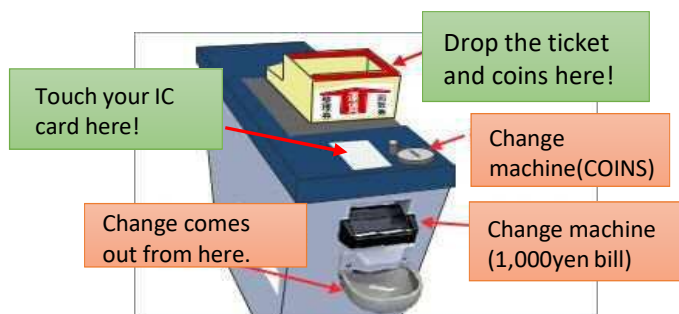
⑤ Check your ticket number, and see the fare in the front screen.



⑥ When you pay by cash, drop the ticket and coins in the box.

If you need the change, use the change machine. (It's only for coins and 1,000yen bill.)

When you pay by IC card, touch the card reader again with your IC card.



Appendix 4 (日本語)

つくばでのバスの乗り方

- ① バスに乗る前に目的地を確認してください。
目的地はバスの前方と側面の電光掲示板に表示されます。

- ② 後方のドア(入り口)から乗ってください。



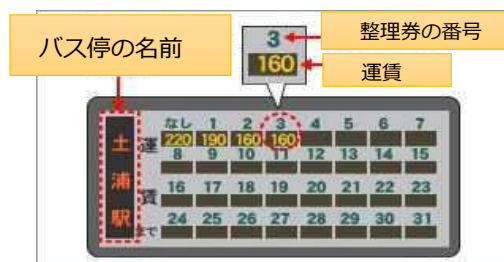
- ③ 整理券を取るか、ICカードをタッチしてください。



- ④ 降りるバス停のアナウンスが聞こえたら、降車ボタンを押してください。



- ⑤ 前方にある運賃表示機を見て、整理券の番号と運賃を確認してください。



- ⑥ 小銭で払う場合は、運賃箱に整理券と運賃を入れてください。

両替は、運賃箱の両替機を使ってください。(小銭か千円札しか両替できません)

