筑波大学 教育機構支援課

令和2年度 学生による授業評価アンケート 共通4設問 集計結果

■設問内容：

設問1 授業の準備は十分にされていたと思いますか。

設問2 教員の説明や授業の進め方は適切でしたか。

設問3 授業を通じて、この科目に関連する分野への興味や関心が高まりましたか。

設問4 総合的に判断して、この授業を受講してよかったと思いますか。

選択肢は4設問共通⇒
- 1.大いにそう思う
- 2.そう思う
- 3.どちらとも言えない
- 4.そう思わない
- 5.全くそう思わない

■集計結果：

全学

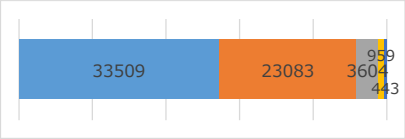

	1	2	3	4	5
実数	33,509	23,083	3,604	959	443
%	54.4	37.5	5.9	1.6	0.7
	97.7				

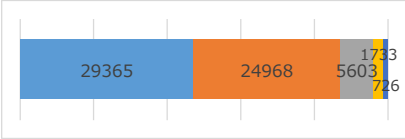

1	2	3	4	5
29,365	24,968	5,603	1,733	726
47.1	40.0	9.0	2.8	1.2
96.1				

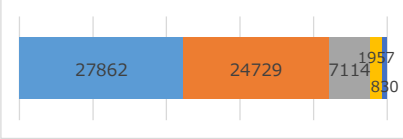

1	2	3	4	5
27,862	24,729	7,114	1,957	830
44.6	39.6	11.4	3.1	1.3
95.5				

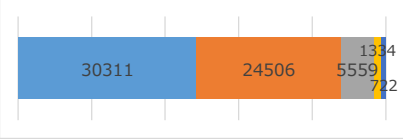

1	2	3	4	5
30,311	24,506	5,559	1,334	722
48.6	39.3	8.9	2.1	1.2
96.7				

学群

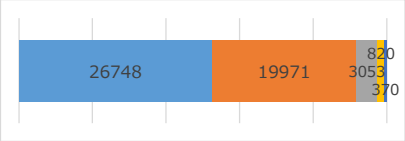

	1	2	3	4	5
実数	26,748	19,971	3,053	820	370
%	52.5	39.2	6.0	1.6	0.7
	97.7				

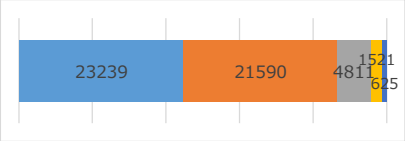

1	2	3	4	5
23,239	21,590	4,811	1,521	625
44.9	41.7	9.3	2.9	1.2
95.9				

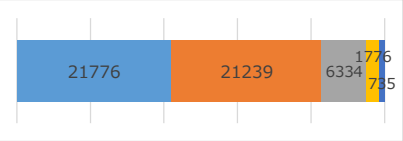

1	2	3	4	5
21,776	21,239	6,334	1,776	735
42.0	41.0	12.2	3.4	1.4
95.2				

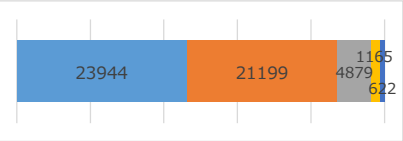

1	2	3	4	5
23,944	21,199	4,879	1,165	622
46.2	40.9	9.4	2.2	1.2
96.6				

大学院

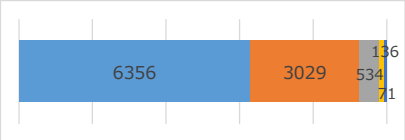

	1	2	3	4	5
実数	6,356	3,029	534	136	71
%	62.8	29.9	5.3	1.3	0.7
	98.0				

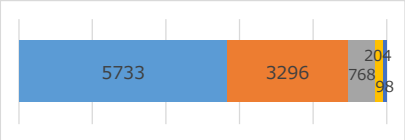

1	2	3	4	5
5,733	3,296	768	204	98
56.8	32.6	7.6	2.0	1.0
97.0				

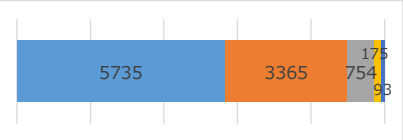

1	2	3	4	5
5,735	3,365	754	175	93
56.7	33.2	7.4	1.7	0.9
97.4				

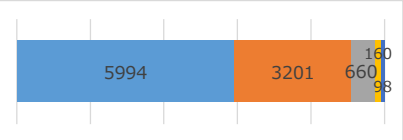

1	2	3	4	5
5,994	3,201	660	160	98
59.3	31.7	6.5	1.6	1.0
97.4				

【参考】

日本語研修科目(XJ)

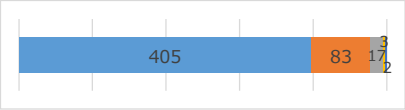

	1	2	3	4	5
実数	405	83	17	3	2
%	79.4	29.9	5.3	1.3	0.7
	99.0				

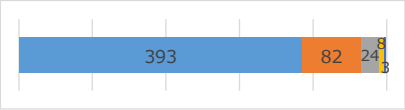

1	2	3	4	5
393	82	24	8	3
56.8	32.6	7.6	2.0	1.0
97.8				



1	2	3	4	5
351	125	26	6	2
56.7	33.2	7.4	1.7	0.9
98.4				

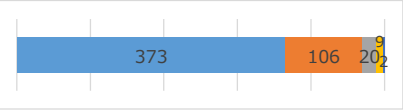

1	2	3	4	5
373	106	20	9	2
59.3	31.7	6.5	1.6	1.0
97.8				